



ENERGOREMONT PRODUCTS

SHR - THREE-PHASE SHUNT REACTOR

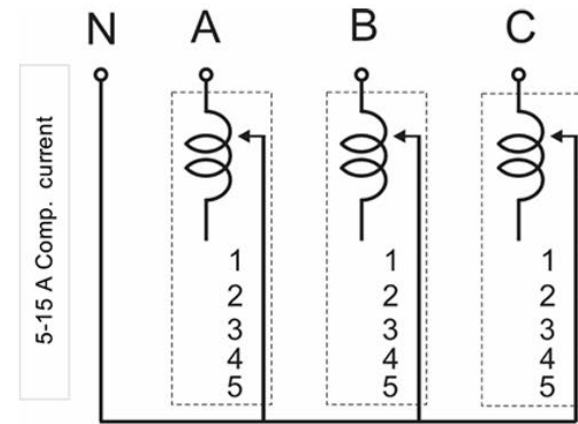
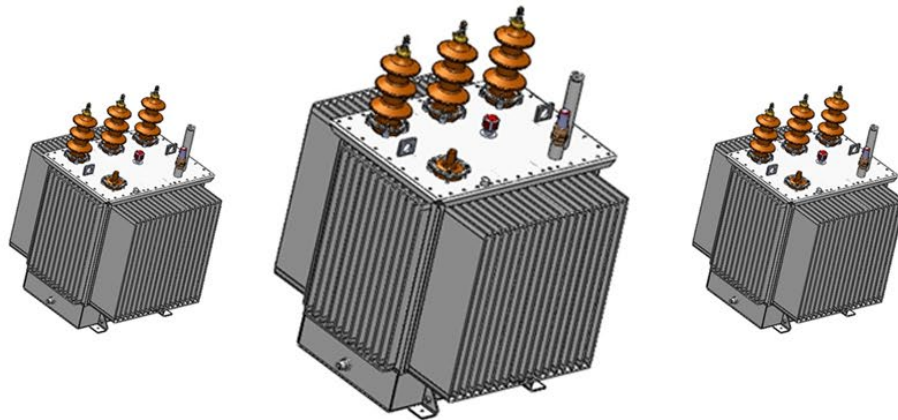
Three-phase shunt for compensation of reactive power and stopping of the electric arc of one-phase short circuit. Maximally allowed time of the one-phase short circuit depends on the particular customer requirements and varies between 5 minutes and 8 hours. Applicable in case of overhead lines and power cables. Possible manufacturing with and without regulation.



All technical characteristics can be adjusted to the particular customer's needs.

Technical characteristics of SHR-7,5:

- Standard: **IEC 60076-6**
- Rated Voltage (kV): **10; 20,5**
- Connection: **YN**
- Compensative fault Current (A): **5 ... 15**
- X linearity (%): **<2**
- Cooling: **ONAN**
- Frequency (Hz): **50**
- Terminations:
 - a) Open type bushings (**standard solution**)
 - b) Plug-in type bushings (**optional solution**)
- Rated reactive Power (kVAr): **87 ... 178**
- Highest voltage level of equipment (kV): **12; 24**
 - Reactive Current per phase (A): **1.67 ... 5**
- R/X (%): **< 1.25**
- Fault duration (min): **120**
- Temperature class: **A**
- SNRO: **57 090 00**



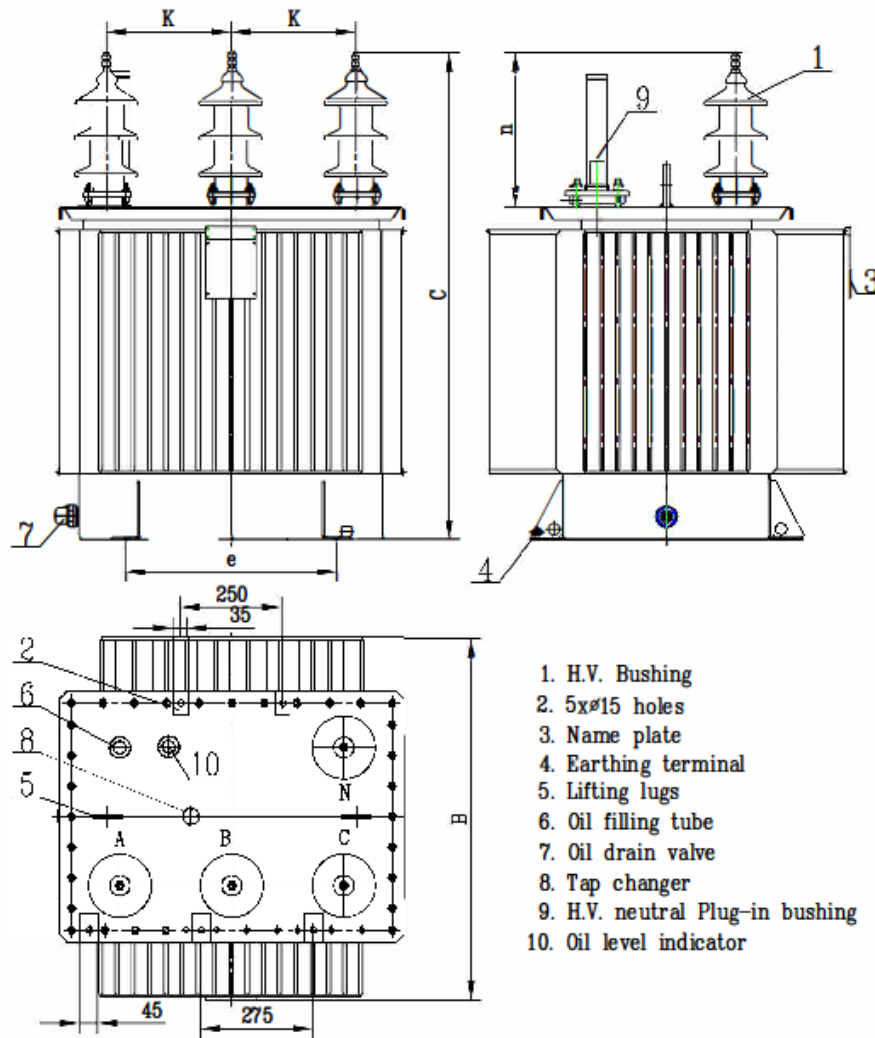


TECHNICAL DATA SHR 7,5-20,5		Three phases oil reactor (YN) with five taps (three single phase oil reactors)				
1.	Manufacturer	ENERGOREMONT, Belgrade				
2.	Rated power [kVAr]	59-178				
3.	Highest voltage level of equipment [kV]	24				
4.	Rated voltage [kV]	20.5				
5.	Voltage drop per phase [kV]	11.84				
7.	Connection [-]	YN				
	Rated insulating level	LI75 AC28				
		Tap1	Tap2	Tap3	Tap4	Tap5
	Current per phase [A]	5	4.15	3.33	2.5	1.67
	Impedance [Ω]	2367	2852	3555	4735	7088
9.	R/X [%]	<1.25				
10.	Approx. dimensions					
	a) length [mm]	883				
	b) width [mm]	903				
	c) height [mm]	1299				
11.	Approx. mass of oil [kg]	226				
12.	Approx. total mass [kg]	1210				



Three-phase hermetically sealed type
oil-immersed reactor (YN)
59-178kVAr, 20.5kV, 7088-2367 Ohmms, YN

SHR 7,5-20,5



1. H.V. Bushing
2. 5x15 holes
3. Name plate
4. Earthing terminal
5. Lifting lugs
6. Oil filling tube
7. Oil drain valve
8. Tap changer
9. H.V. neutral Plug-in bushing
10. Oil level indicator

kVA	A	B	C	d	e	g	l	m	k		n		Mass(kg)	
									H.V.	L.V.	H.V.	L.V.	Oil	Total
-	883	903	1299	-	520	-	-	-	275	-	385	-	226	1210
30-11-2015			DIMENSIONAL DRAWING						SHR 7,5-20,5					